



MERCURY-MARINER POWERHEADS - REMANUFACTURED



3 CYLINDER			1991-2004
HP	CID	YEARS	PART NO.
40-50	59	1998-2003	ME-P3-01-R
50-55-60	51.8	1991-1993	ME-P3-02-R
50-55-60	51.8	1993-1997	ME-P3-03-R
55-60	59	1998-2004	ME-P3-04-R

Suggested List Including Core:
Reman: \$ 2080

Core: \$ 250



3 CYLINDER			1987-2004
HP	CID	YEARS	PART NO.
70-80-90	71.1	1987	ME-P3-05-R
70-80-90	71.1	1988-1990	ME-P3-06-R
75-90	71.1	1991-1993	ME-P3-07-R
75-90	84.6	1994-1995	ME-P3-08-R
75-90	84.6	1996-1997	ME-P3-09-R
75-90	84.6	1998-2004	ME-P3-10-R

Suggested List Including Core
1987-1993:
Reman: \$ 2376

Core: \$ 200

Dealer Cost 1994-04:


Reman: \$ 1590

Core: \$ 350

Suggested List Including Core
1994-2004:
Reman: \$ 2599

Please provide the cast number for 70 - 90 HP powerheads built between 1987 and 2002. This number is located on the starboard side of the block next to the number 3 CYL. Example: 877-8946-**C7**

MERCURY-MARINER POWERHEADS - REMANUFACTURED



4 CYLINDER		1988-1993	
HP	CID	YEARS	PART NO.
100	105	1988	ME-P4-01-R
100-115	105	1989-1990	ME-P4-02-R
100-115	105	1991-1993	ME-P4-03-R

Suggested List Including Core:
Reman: \$ 2687

Core: \$ 300



4 CYLINDER		1994-2005	
HP	CID	YEARS	PART NO.
100-115-125	113	1994-1995	ME-P4-04-R
100-115-125	113	1996-1997	ME-P4-05-R
100-115-125	113	1998-2005	ME-P4-06-R

Suggested List Including Core:
Reman: \$ 3939

Core: \$ 450

Please provide the cast number for 100, 115, and 125 HP powerheads built between 1988 and 2003. This number is located on the starboard side of the block next to the number 1 CYL.

Example: 877 - 9146 - (C2)

MERCURY-MARINER POWERHEADS - REMANUFACTURED



U6 3.0 LITRE 1994-2006			
HP	CID	YEARS	PART NO.
225 EFI	185	2002-2006	ME-P6-36-R
225-250 / 225-250 EFI	185	1994-1995	ME-P6-37-R
225-250 / 225-250 EFI	185	1996-2001	ME-P6-38-R


Suggested List 1994-1995
Reman: \$ 3632
No Core

No Core

Suggested List Including Core
1996-2005:
Reman: \$ 4644

Core: \$ 650

NOTE: This powerhead must ship by truckline.



U6 DFI 3.0 LITRE 1998-2006			
HP	CID	YEARS	PART NO.
200 DFI	185	1999	ME-P6-39-R
200 DFI	185	2000	ME-P6-40-R
200 DFI	185	2001-2002	ME-P6-45-R
200 DFI	185	2003-2006	ME-P6-46-R
225 DFI	185	1998-1999	ME-P6-50-R
225 DFI	185	2000	ME-P6-55-R
225 DFI	185	2001-2002	ME-P6-60-R
225 DFI	185	2003-2006	ME-P6-65-R

Suggested List Including Core:
1998-00 Reman: \$ 4577
2001-Up Reman: \$ 4779

Core 1998-00: \$ 500
Core 2001-Up: \$ 650

NOTE: This powerhead must ship by truckline.

Please provide the serial number, cubic inch / litre, & block cast number located on the starboard side of the block when the two halves of the block come together. Example: 885-9811-(C4) For DFI also provide cast number on the head.

MERCURY-MARINER POWERHEADS - REMANUFACTURED



U6 2.0 LITRE 1983-2001				
HP	CYL	CID	YEARS	PART NO.
150	6	121.9	1983	ME-P6-00-R
135-150	6	121.2	1984-1988	ME-P6-01-R
135-150	6	121.9	1989-1990	ME-P6-02-R
135-150	6	121.9	1991	ME-P6-03-R
135-150	6	121.9	1992-1999	ME-P6-04-R
135	6	121.9	1999-2001	ME-P6-05-R

Suggested List:
Reman: \$ 3767
No Core

No Core

Suggested List Including Core:
Reman: \$ 4172

Core: \$ 500



U6 2.5 LITRE DFI 1998-2005				
HP	CYL	CID	YEARS	PART NO.
135-150 DFI	6	153	1998-1999	ME-P6-06-R
135-150 DFI	6	153	2000	ME-P6-07-R
135-150 DFI	6	153	2001-2005	ME-P6-08-R

Suggested List Including Core:
1998-99 Reman: \$ 4442
2000 Reman: \$ 4577
2001 Up Reman: \$ 4779

Core 1998-99: \$ 400
Core 2000: \$ 500
Core 2001-Up: \$ 650



Reman: \$ 2910
Core: \$ 650

MERCURY-MARINER POWERHEADS - REMANUFACTURED



U6 2.4 LITRE 1984-1990

HP	CID	YEARS	PART NO.
200	142.2	1984-1986	ME-P6-30-R
200	142.2	1987-1988	ME-P6-31-R
200	142.2	1989-1990	ME-P6-32-R

Suggested List Including Core:
Reman: \$ 3875

Core: \$ 400



U6 2.5 LITRE 1991-2003


HP	CID	YEARS	PART NO.
200	153	1991	ME-P6-33-R
200 - 200 EFI	153	1992-1999	ME-P6-34-R
200 - 200 EFI	153	2000-2003	ME-P6-35-R

Suggested List Including Core:
Reman: \$ 4644

Core: \$ 650

Please provide the serial number, cubic inch (122, 142, or 153) or litre (2.0, 2.4, 2.5, 3.0), and the cast number. This number is located on the starboard side of the block where the two halves of the block come together. *Example: 885-9811-(C4)*

MERCURY-MARINER POWERHEADS - REMANUFACTURED



U6 2.4 LITRE 1988-1991			
HP	CID	YEARS	PART NO.
150XR4	142.2	1988	ME-P6-13-R
150XR4	142.2	1989-1990	ME-P6-14-R
150XR4	142.2	1991	ME-P6-15-R

No Core

Suggested List:
Reman: \$ 3767
No core



U6 2.5 LITRE 1992-2003			
HP	CID	YEARS	PART NO.
150XR6 - 150 EFI	153	1992-1993	ME-P6-16-R
150XR6 - 150 EFI	153	1994-1999	ME-P6-17-R
150XR6 - 150 EFI	153	2000-2003	ME-P6-18-R

Core: \$ 650

Suggested List Including Core:
Reman: \$ 4644

MERCURY-MARINER POWERHEADS - REMANUFACTURED



U6 2.4 LITRE 1985-1991			
HP	CID	YEARS	PART NO.
175	142.2	1985-1988	ME-P6-24-R
175	142.2	1989-1990	ME-P6-25-R
175	142.2	1991	ME-P6-26-R

Suggested List Including Core:
Reman: \$ 3875

Core: \$ 400



SPORT JET

U6 2.5 LITRE EFI / DFI / SPORT JET 1992-2005			
HP	CID	YEARS	PART NO.
175 - 175 EFI	153	1992-1999	ME-P6-27-R
175 - 175 EFI	153	2000-2003	ME-P6-28-R
175 Sport Jet	153	1997-1999	ME-P6-27S-R
175 Sport Jet	153	2000-2005	ME-P6-28S-R
175 DFI	153	2001-2005	ME-P6-29-R

Suggested List Including Core:
Reman: \$ 4644

Core: \$ 650

DFI: Suggested List Including Core:
DFI Reman: \$ 4779

Core: \$ 650